



High precision benchtop cleaver

FC-6+ series



Fast. Precise. Robust.

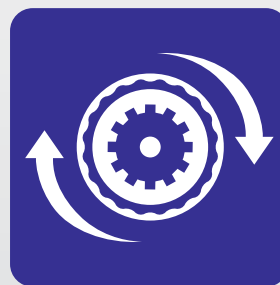
The perfect tool for your cleaving needs




One-action



Accurate



Auto-rotation




Long-life

Features

One-action cleaver for seamless operation



Compatible with single-fiber adapter and universal fiber holders



Auto-rotating blade for stable cleaving



Specifications

Part number	FC-6R+	FC-6S+
Features		
One-action cleave	✓	✓
Applicable to universal fiber count	✓	-
Automatic blade rotation	✓	-
Details		
Applicable fiber	Material	Silica glass
	Cladding diameter	125 μm
	Fiber count	Single to 12-fiber ribbon
Single fiber adapter	Pre-fitted (AP-FC6M)	
Cleave length	5-20 mm (0.25) / 10-20 mm (0.9) / 10mm (Ribbon)	5-20 mm (0.25) / 10-20 mm (0.9)
Cleave angle (Typical)	0.5 degrees	
Off-cut collector	Automatic (CU-FC6+)	
Dimensions (W x D x H)	100 × 81 × 63mm	
Weight	440g	430g
Spare blade (Field replaceable)	FCP-7RBL	FCP-BL
Blade life ^{*1}	60,000 fibers (2,500 fibers × 24 positions)	54,000 fibers (2,250 fibers × 24 positions)

*1: Blade life is not guaranteed. It may vary depending on the operating environment.

Standard package

Part name	Part No.	FC-6R+	FC-6S+
Main body	FC-6R+	1pc	-
	FC-6S+	-	1pc
Carrying case	CC-6H	1pc	1pc
Single fiber adapter	AP-FC6M	1pc	1pc
Off-cut collector	CU-FC6+	1pc	1pc

Optional accessories and consumables

Part name	Part No.	Note
Carrying case	-	
Single fiber adapter	AP-FC6M	for 250, 900um fiber
Off cut collector	CU-FC6+	for FC-6R+, FC-6S+
Replacement blade	FCP-7RBL	for FC-6R+
	FCP-BL	for FC-6S+



Carrying case



AP-FC6M

Single fiber adapter



CU-FC6+

Off-cut collector



FCP-7RBL

FCP-BL

Replacement blade



North Carolina (U.S.A)
Sumitomo Electric Lightwave Corp.

201 South Rogers Lane, Suite 100,
 Raleigh, NC 27610, U.S.A
 TEL: +1-919-541-8100

<https://www.sumitomoelectriclightwave.com/>